



CLOUD VIDEO SURVEILLANCE

# Eagle Eye Cloud VMS Camera & Accessory Catalog





## COMPANY OVERVIEW

# Smart, Simple, Cloud Video Surveillance for Your Business

Your security system should not only protect your people and property, it should also provide insight to help your business grow and thrive. It's Eagle Eye Networks mission to help you do just that.

We're leaders in delivering the power, flexibility, and cost-savings of cloud technology to the video surveillance market, helping you improve operations and enhance customer service, all while keeping an eye on what truly matters.

Whether you run a small business, global enterprise, or something in-between, you need a video solution capable of adapting to your needs – today and tomorrow. The Eagle Eye Cloud Video Management System (VMS) simplifies video surveillance through the flexibility of cloud paired with the convenience of easy, affordable installation and remote management.

## TABLE OF CONTENTS

<b>CAMERAS</b>	<b>3</b>
Eagle Eye Cameras	3
Eagle Eye Thermal Cameras	8
Eagle Eye Body Camera	9
<b>ACCESSORIES</b>	<b>9</b>
Eagle Eye SD Cards	9
Eagle Eye Junction Boxes	10
Eagle Eye Wall Arms, Pendants, & Poll Mounts	11





DON'T LOSE YOUR INVESTMENT, CHOOSE YOUR INVESTMENT


# Eagle Eye Cameras




Don't get locked into any one camera brand or model, or get forced into ripping and replacing your existing cameras. The Eagle Eye Cloud VMS supports more than 4,000 cameras from all the leading manufacturers, but if you're looking to buy new cameras, Eagle Eye Cameras offer a secure, plug-and-play installation.

Camera models are suitable for indoor and outdoor use for a wide range of applications. The cameras come pre-configured to securely operate with the Eagle Eye Cloud Security VMS and Eagle Eye CameraManager.

	CAMERA DM08	CAMERA DB10	CAMERA DB11	CAMERA DB12
				
<b>Description</b>	High-performance, indoor/outdoor, mini dome with integrated microphone.	Ultra-lowlight, indoor/outdoor, waterproof mini bullet.	Ultra-lowlight, indoor/outdoor, waterproof mini bullet.	High-performance, indoor/outdoor, waterproof mini bullet.
<b>Resolution</b>	4 Mega Pixels	4 Mega Pixels	4 Mega Pixels	8 Mega Pixels
<b>Lens</b>	3.6mm or 2.8mm	2.8mm	2.7 – 13.5mm Motorized Lens	2.8mm
<b>Night Vision</b>	IR LEDs with up to 15m range	Smart IR LEDs with up to 30m range	Smart IR LEDs with up to 40m range	Smart IR LEDs with up to 30m range
<b>Dynamic Range</b>	WDR (120dB) and HLC/BLC	WDR (120dB) and HLC/BLC	WDR (120dB) and HLC/BLC	WDR (120dB) and HLC/BLC
<b>Housing</b>	Durable All Aluminum	Durable All Aluminum	Durable All Aluminum	Durable All Aluminum
<b>Ingress Protection</b>	IP67	IP67	IP67	IP67
<b>Streaming Protocol</b>	Triple RTSP Streams	Quad RTSP Streams	Triple RTSP Streams	Triple RTSP Streams
<b>Applications</b>	Best for small indoor areas: stock room, lobby, hallways, elevators, IT closets, storage rooms, entrances, interview rooms.	Best for small indoor areas: stock room, lobby, hallways, elevators, IT closets, storage rooms, entrances, interview rooms.	Best for modest outdoor areas or large indoor areas: Small Parking lots, fields, parking garages, work yards, back yards, outdoor entrances, warehouses.	Best for small indoor areas: stock room, lobby, hallways, elevators, IT closets, storage rooms, entrances, interview rooms.

	CAMERA DB13	CAMERA DD07	CAMERA DD08	CAMERA DD09
				
<b>Description</b>	High-performance, indoor/outdoor, waterproof bullet.	Ultra-lowlight, indoor/outdoor, waterproof vandal dome.	Ultra-lowlight, indoor/outdoor, waterproof vandal dome.	High-performance, indoor/outdoor, waterproof vandal dome.
<b>Resolution</b>	8 Mega Pixels	4 Mega Pixels	4 Mega Pixels	4 Mega Pixels
<b>Lens</b>	2.7 - 13mm Motorized Lens	2.8mm	2.7 – 13.5mm Motorized Lens	2.7 – 13.5mm Motorized Lens
<b>Night Vision</b>	Smart IR LEDs with up to 40m range	Smart IR LEDs with up to 30m range	Smart IR LEDs with up to 30m range	Smart IR LEDs with up to 30m range
<b>Dynamic Range</b>	WDR (120dB) and HLC/BLC	WDR (120dB) and HLC/BLC	WDR (120dB) and HLC/BLC	WDR (120dB) and HLC/BLC
<b>Housing</b>	Durable All Aluminum	Durable All Aluminum	Durable All Aluminum	Durable All Aluminum
<b>Ingress Protection</b>	IP67	IP67 & IK10	IP67 & IK10	IP67 & IK10
<b>Streaming Protocol</b>	Triple RTSP Streams	Quad RTSP Streams	Triple RTSP Streams	Triple RTSP Streams
<b>Applications</b>	Best for modest outdoor areas or large indoor areas: Small Parking lots, fields, parking garages, work yards, back yards, outdoor entrances, warehouses.	Best for small indoor areas: stock room, lobby, hallways, elevators, IT closets, storage rooms, entrances, interview rooms.	Best for modest outdoor areas or large indoor areas: Small Parking lots, fields, parking garages, work yards, back yards, outdoor entrances, warehouses.	Best for modest outdoor areas or large indoor areas: Small Parking lots, fields, parking garages, work yards, back yards, outdoor entrances, warehouses.


	CAMERA DD10	CAMERA DD11	CAMERA DF03	CAMERA DZ03
				
<b>Description</b>	High-performance, indoor/outdoor, waterproof vandal dome.	High-performance, indoor/outdoor, waterproof vandal dome.	Indoor/outdoor 360° view camera with integrated microphone and fixed aspherical lens with distortion correction.	High-performance, indoor/outdoor, weatherproof dome.
<b>Resolution</b>	8 Mega Pixels	8 Mega Pixels	12 Mega Pixels	5 Mega Pixels
<b>Lens</b>	2.8mm	3.3 - 12mm Motorized Lens	1.83mm	4.7-56.4mm motorized lens
<b>Night Vision</b>	Smart IR LEDs with up to 30m range	Smart IR LEDs with up to 30m range	IR LEDs up to 15m	Up to 80m
<b>Dynamic Range</b>	WDR (120dB) and HLC/BLC	WDR (120dB) and HLC/BLC	DWDR	WDR (120dB)
<b>Housing</b>	Durable All Aluminum	Durable All Aluminum	Durable All Aluminum	Durable All Aluminum
<b>Ingress Protection</b>	IP67	IP66 & IK10	IP66	IP66
<b>Streaming Protocol</b>	Triple RTSP Streams	Triple RTSP Streams	—	Triple RTSP Streams
<b>Applications</b>	Best for small indoor areas: stock room, lobby, hallways, elevators, IT closets, storage rooms, entrances, interview rooms.	Best for modest outdoor areas or large indoor areas: Small Parking lots, fields, parking garages, work yards, back yards, outdoor entrances, warehouses.	Best for medium size open areas, hallway intersections, lobbies, and retail.	Best for Indoor/Outdoor deployments that require a medium level of zoom capabilities.

	CAMERA DP01	CAMERA CC02	CAMERA CD02	CAMERA CZ02
				
<b>Description</b>	Compact size pinhole indoor camera with SD card storage slot.	High-performance indoor camera with integrated microphone and WiFi.	High-performance, outdoor, waterproof dome.	Pan and tilt monitoring indoor camera with integrated microphone and WiFi.
<b>Resolution</b>	2 Mega Pixels	4 Mega Pixels	2 Mega Pixels	2 Mega Pixels
<b>Lens</b>	3.7mm pinhole	2.8mm	2.8mm	3.6mm
<b>Night Vision</b>	—	IR LEDs with up to 14m range	IR LEDs with up to 15m range	IR LED, 10m Range
<b>Dynamic Range</b>	True WDR > 120dB	WDR and HLC/BLC	WDR and HLC/BLC	WDR, Highlight Compensation, Backlight Compensation
<b>Housing</b>	Metal	Plastic with Locking Ball Aimable Mount	Metal with Aimable Mount	Plastic, sleek & modern appearance
<b>Ingress Protection</b>	IP66	—	IP67	—
<b>Streaming Protocol</b>	—	—	—	—
<b>Applications</b>	Best for non-obvious deployment. Used in ATMs and other applications with limited space.	Best for small indoor areas: hallways, entrances, and modest sized rooms.	Best for large outdoor areas: Parking lots, fields, parking garages, work yards, back yards, outdoor entrances, construction sites, infrastructure.	Best for monitoring indoor areas: home monitoring, shops, small office spaces.

## Body Cameras

In an era where minor events can spiral into global incidents, body-worn cameras are becoming the go-to solution for commercial business owners needing to maintain accountability and protect people, property, and reputations. Designed specifically for the commercial market, this small, sleek, feature-rich body camera is used by businesses to improve staff safety and accountability, accelerate incident response and investigation, and protect people and property – all at a fraction of the cost of other systems.



*Eagle Eye Body Cameras are available on the Eagle Eye Networks CameraManager platform, with availability on the Eagle Eye Cloud Video Management System (VMS) in 2022.*

		CAMERA BC01
<b>Description</b>	Cloud connected body camera. Extensive remote networking capabilities allows interaction through 4G LTE and/or Wi-Fi networks. Includes world- leading 180° immersive video capture at up to 4K resolution, bi-directional audio, GPS tracking, and high- performance Qualcomm™ processing.	
<b>Pixels</b>	8.3 Megapixel	
<b>Resolution</b>	2448x2448/2048x2048/1536x1536/1024x1024/800x 800@30FPS	
<b>Lens</b>	Panomorph, Focus range: 24 inches to infinity	
<b>Battery Pack</b>	6,000 mAh, up to 16 hours operating time	
<b>Ingress Protection</b>	IP67	

## COMPLETE YOUR SURVEILLANCE SYSTEM

# Eagle Eye Camera Accessories

## SD Cards

		EN-SDMD-001	EN-SDMD-002
			
<b>Description</b>	Eagle Eye Industrial High Endurance Video microSD Card 32G with built-in sync between SD Card & Eagle Eye Cloud. Continues recording without internet.	Eagle Eye Industrial High Endurance Video microSD Card 64G with built-in sync between SD Card & Eagle Eye Cloud. Continues recording without internet.	
<b>Compatibility</b>	Eagle Eye Cameras with SD Slot	Eagle Eye Cameras with SD Slot	
<b>Warranty</b>	2 Years	2 Years	
<b>Recording</b>	Video and audio	Video and audio	

## Camera Junction Boxes

	JUNCTION BOX BX002	JUNCTION BOX BX004	JUNCTION BOX BX005
			
<b>Camera Compatibility</b>	Eagle Eye Cameras DB07, DB08 & DB09	Eagle Eye Cameras WA03, PE02 & DF03	Eagle Eye Cameras DM08, DD05 & DE02
<b>Materials</b>	Cold Rolled Sheet	Cold Rolled Sheet	Alloy
<b>Dimensions</b>	142 x 51mm	142 x 51mm	—
<b>Weight</b>	544g	544g	—

	JUNCTION BOX BX006	JUNCTION BOX BX007
		
<b>Camera Compatibility</b>	Eagle Eye Cameras DB10 & DB12	Eagle Eye Cameras DB11 & DB13
<b>Materials</b>	Cold Rolled Sheet	Cold Rolled Sheet
<b>Dimensions</b>	142 x 51mm	142 x 51mm
<b>Weight</b>	544g	544g



## Wall Arms, Pendants, & Pole Mounts

	WALL ARM WA001	WALL ARM WA003	WALL ARM WA004	WALL ARM WA005
				
<b>Camera Compatibility</b>	Eagle Eye Cameras DM08, DD07 & DD10	Eagle Eye Camera DZ03	Eagle Eye Cameras ST01, ST02, & Blackbody SZ01	Eagle Eye Cameras DD08, DD09 & DD11
<b>Materials</b>	Aluminum	Aluminum	Alloy	Aluminum
<b>Dimensions</b>	183 x 120 x 84mm	187.4 x 76.9 x 145mm	234 x 95 x 117mm	215 x 140 x 107mm
<b>Weight</b>	350g	425g	414g	565g

	PENDANT PE002	PENDANT PE003	POLE MOUNT PM001
			
<b>Camera Compatibility</b>	Eagle Eye Camera DZ03	Eagle Eye Cameras ST01, ST02, & Blackbody SZ01	Camera Accessories BX002, BX003 & BX004
<b>Materials</b>	Aluminum	Alloy	Cold Rolled Sheet
<b>Dimensions</b>	129.5 x 99 x 76.9mm	140 x 700~140 x 120mm (Adjustable)	126.3 x 120 x 51.3mm
<b>Weight</b>	350g	1020g, 5kg Load Bearing	554g

# Accessory Maps



DB10  
DB12      DB11  
DB13



Junction Box  
EN-CABX-006      Junction Box  
EN-CABX-007



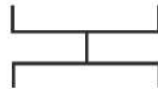
Pole Mount  
EN-CAPM-001



DZ03



Pendant Mount  
EN-CAPE-002      Wall Arm  
EN-CAWA-003



Junction Box  
EN-CABX-004



Pole Mount  
EN-CAPM-001



DF03



Junction Box  
EN-CABX-004



Pole Mount  
EN-CAPM-001



DM08  
DD07  
DD10



Wall Arm  
EN-CAWA-001      Junction Box  
EN-CABX-005



Pole Mount  
EN-CAPM-001



DD08  
DD09  
DD11



Wall Arm  
EN-CAWA-005      Junction Box  
EN-CABX-005



Pole Mount  
EN-CAPM-001